

User Guide

learn.nbnu.ca

EASY ACCESS

Log in

There's no new password to remember. You can **log in using the same email and password you have for the NBNU Member Portal.**

Username

Password

Remember Me

LOGIN

START LEARNING

Take courses




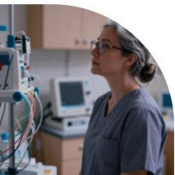
You'll find the **Course** Directory in the top right menu of the Campus home page.



Scroll down to see the Course catalogue.

Course catalog

We are just getting started. Explore courses below.

<p>NBNU FOUNDATIONS:</p>  <p>Your Rights, Your Voice, Your Union</p> <p>This course helps members understand their rights, the supports available to them, how the union works, and where to go for help.</p> <p>Learn More</p>	<p>NBNU FOUNDATIONS:</p>  <p>NBNU Advocacy Basics</p> <p>This course explores what advocacy looks like in practice, from workplace issues and public campaigns to government relations.</p> <p>Learn More</p>	<p>NBNU FOUNDATIONS:</p>  <p>NBNU Leadership Explorer</p> <p>This course helps you explore what leadership looks like at NBNU, the many ways members step into leadership roles, and the supports available.</p> <p>Learn More</p>	<p>RESPECT IN PRACTICE:</p>  <p>Know your rights: workplace essentials</p> <p>This course equips nurses with practical strategies to prevent and address disrespect, harassment, and workplace violence.</p> <p>Learn More</p>
--	--	--	---

PROGRESS

Learn at your own pace

You can start and stop at any time. When you leave a course, your progress is saved. When you return, you'll pick up right where you left off.

The screenshot shows a dark-themed progress bar for the course 'NBNU Advocacy Basics'. A purple progress bar is at 33% completion. Below it, it says '2 of 6 steps completed'. In the top right corner, there is a button that says 'IN PROGRESS'. In the bottom right corner, there are two buttons: 'CONTINUE COURSE' and 'VIEW COURSE'.

CONNECT

Public Spaces

Spaces are where members come together to ask questions, share experiences, and support each other.

You'll find **Spaces** in the top right menu of the Campus home page.

The screenshot shows a dark navigation bar with the following items: HOME, COURSES, RESOURCES, SPACES (which is underlined and highlighted), PROFILE, and FRANÇAIS.

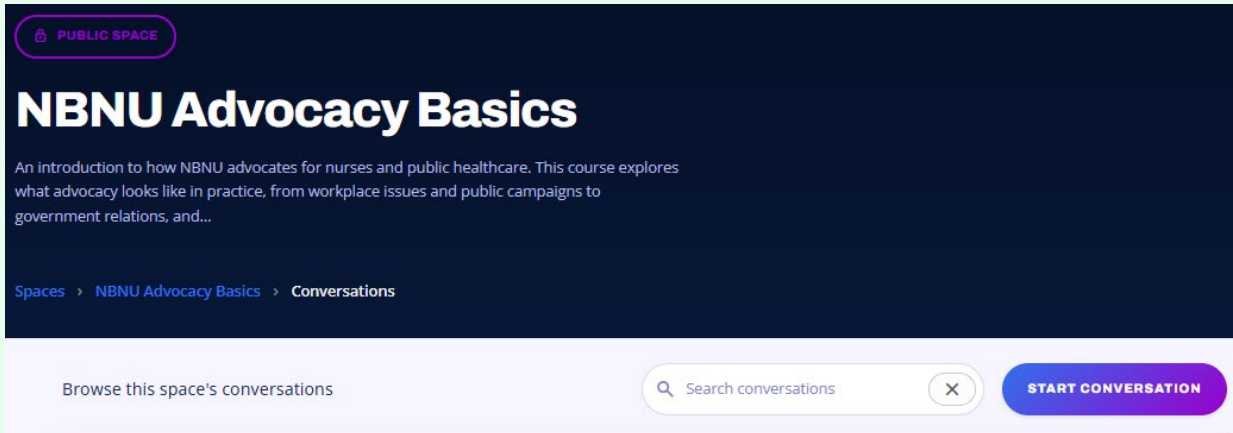
Every Course has its own Space to discuss course topics and how they apply in real workplace situations. More Spaces will be added as the Campus grows.

The screenshot displays three course cards, each with a 'MEMBER' button and a 'PUBLIC' label. The first card is for 'Your Rights, Your Voice, Your Union' (Active 41 minutes ago). The second is for 'NBNU Advocacy Basics' (Active 15 hours ago). The third is for 'NBNU Leadership Explorer' (Active 15 hours ago). Each card includes a brief description of the course and a small icon representing the space.

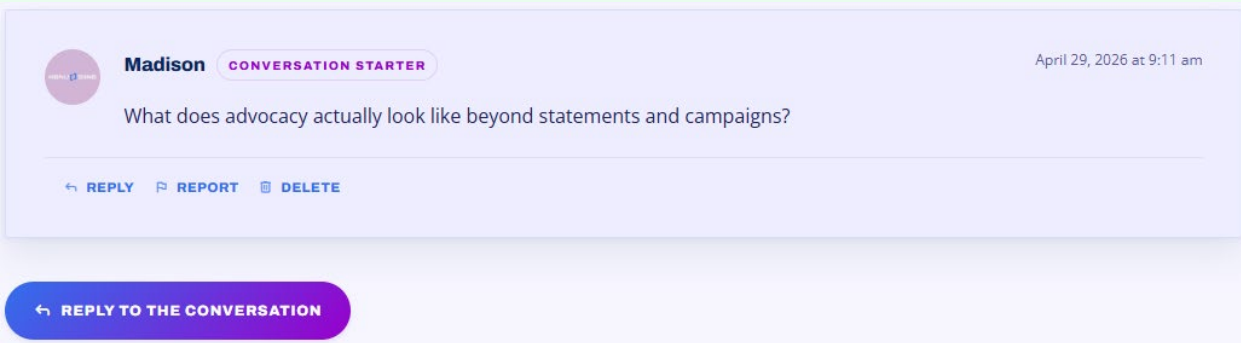
SPACES

Conversations

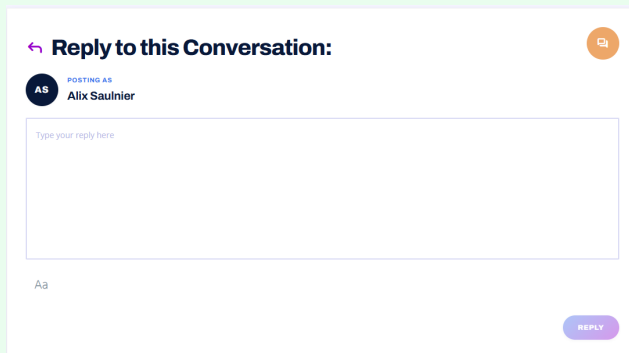
Once you enter a Space, you'll be able to join or start a Conversation.



Here's an example of a Conversation that's already started:






When you **click on REPLY TO THE CONVERSATION**, you'll be brought to a dialogue box where you can type your reply in the language of your choice.



CONNECT

Private Spaces

There are also Private Spaces reserved for local executives to connect.

<p>Local Presidents</p> <p>PRIVATE • PRIVATE SPACE • Active a day ago</p> <p>Lead where it matters most—at the point of practice....</p> <p> REQUEST ACCESS</p>	<p>Treasurers</p> <p>PRIVATE • PRIVATE SPACE • Active a day ago</p> <p>Steward resources with transparency, accuracy, and trust....</p> <p> REQUEST ACCESS</p>	<p>Health and Safety Officers</p> <p>PRIVATE • PRIVATE SPACE • Active a day ago</p> <p>Protect the conditions that make safe care possible....</p> <p> REQUEST ACCESS</p>
---	--	---

If you're a local executive and you'd like to join a Private Space, [click on the Request Access button](#) and we'll grant you access to that Space.